



Manual

**1WorldSync Approval - Digital Assets Management (DAM)
Extract from the 1WorldSync Approval manual**

Version 2.0

Published: 08.07.2024

Terms of use, disclaimer

This document (hereinafter “Material”) is the sole property of 1WorldSync GmbH. For the purposes of these Terms of Use, 1WorldSync GmbH grants its customers, partners or other interested third parties (hereinafter “Users”) the royalty-free, non-exclusive, non-transferable right, unlimited in time and space, to use the Material for their own purposes to the extent set out below. The User is not entitled to modify, reproduce, translate, or use the Material for the purpose of resale, subletting, publication, demonstration, or lecture. The Material may contain proprietary trademarks or logos which the User may not reproduce without the permission of the copyright owner. Any use of the Material within the limits described above must include the credit “© 1WorldSync GmbH”. Insofar as 1WorldSync GmbH is obliged to provide the Material on the basis of a paid contract with the User, the liability regulations laid down in the respective contract shall also apply to the use of the Material. In all other cases, 1WorldSync GmbH provides the Material, despite the greatest possible care in its creation, as a mere courtesy and is only liable for its content in accordance with § 516 et seq. BGB. Insofar as 1WorldSync GmbH is not obliged to provide the Material based on a paid contract with the User, no rights can therefore be derived against 1WorldSync GmbH from the Material. In particular, 1WorldSync GmbH assumes no liability for the correctness, completeness and up-to-dateness of the Material. The User is solely responsible for the selection and use of the content and is aware that the Material is subject to constant further development. The above provisions also apply in favor of 1WorldSync GmbH’s legal representatives and agents.

Imprint

1WorldSync GmbH
Gustav-Heinemann-Ufer 72b, 50968 Köln (Germany)
T +49 221 93373 0 F +49 221 93373 199 info@1worldsync.com
Represented by Jochen Moll

Responsible for the content: Moritz Hoffmann, 1WorldSync GmbH, Gustav-Heinemann-Ufer 72, 50968 Köln (Germany)
Commercial register: Cologne Local Court HRB 45457
Sales tax ID: Sales tax identification number according to §27a sales tax law: DE22 4602462
Regulatory Affairs: Local Court Cologne

Content

Terms of use, disclaimer	1
Imprint	1
Introduction	3
Dashboard	4
Working with the Item list	4
Item Detail View	5
<u>1WORLD SYNC APPROVAL MAIN MENU</u>	<u>7</u>
External Item List	7
Digital Assets in 1WorldSync approval	8
Validation of Digital Assets	9
Download Items	11
History of Changes	12

Introduction

1WorldSync approval is a web application where retailers can review, search, and subscribe to item data delivered to them via any GDSN certified data pool. The application can also act as a data recipient for retailers. For data to be visible in the catalog at least one subscription must be set up for the retailer. As a rule, this is not done by 1WorldSync but must be initiated by the retailer.

1WorldSync approval is not a graphic interface attached to a specific data pool. Data published to the 1WorldSync data pool is not automatically displayed in 1WorldSync approval, it must be published to a defined publication target (e.g. the catalog GLN, retailer GLN, target market) to be visible in the application.

The application consists of a web catalog and the subscription list. The application can be adapted to reflect customer requirements, which can result in the appearance of the UI in your application slightly differing from the screenshots in this document. The application offers the following functions:

- Search & Browse of Items
- Download items in Excel or PDF format including Digital Assets
- View item history
- Subscription list to create subscriptions online

The 1WorldSync approval displays all items received by the application via publication to a community or specific GLN. The 1WorldSync approval is an independent instance that acts like a data recipient and can receive data from any GDSN certified Data Pool. The data is displayed in read only mode.

If 1WorldSync approval has a quality level defined that requires additional validation rules to the rules defined by the GDSN all data sent to the catalog must meet this standard. Only data validated successfully will be stored. Therefore, validation reports via Catalog Item Confirmation (CIC) message may also be returned from the catalog GLN.

This document focusses on working with 1WorldSync approval and only deals briefly with the GDSN basics. This documentation is aimed at users who work with 1WorldSync approval User Interface.

Dashboard

After successful login, the public catalog will open with a module area. The module area is the background and the point of entry to the system (Start-Tab). It is visible from any point of the system.

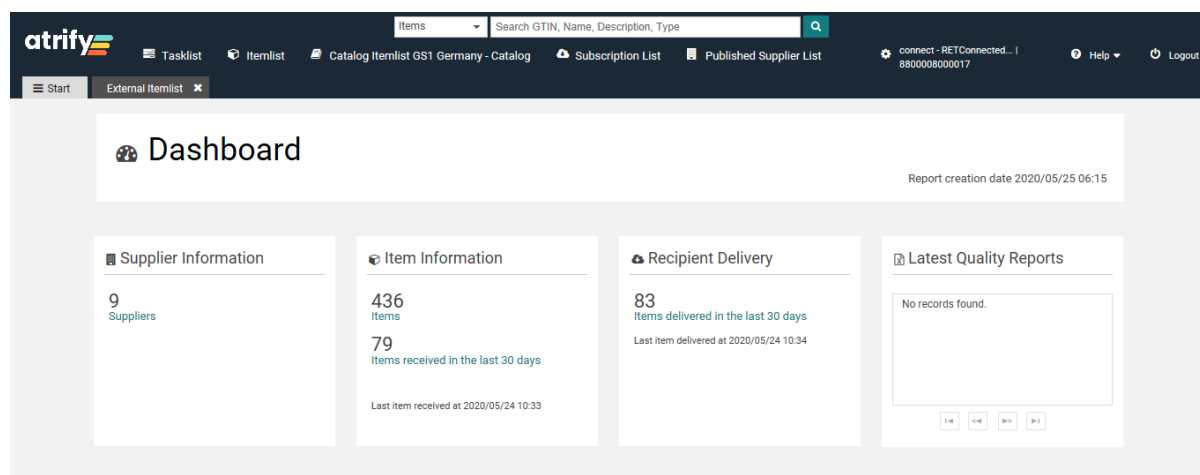


FIGURE 1: START-TAB WITH DASHBOARD SUMMARY

The header displays logo, menu, and the user login information with username, GLN and name of the company.

From the menu bar you have access to all standard functions and the functional modules assigned to you in the administration module.

Working with the Item list

The described functions apply to all lists (Task List, Item List, Catalog Item List, Subscription List, Published Item List). Several features in the hit list can be changed to suit a user – the columns can be rearranged, added, or removed, results can be sorted, and the layout saved.

The hit list also allows to perform several functions right from the hit list; they are listed in the tool bar at the top of the hit list. When you open any Item list for the first time, it is empty. In order to display several hits, you can initiate a search or use other selection options.

Buttons indicate the function in plain text in addition to the icon. The colors may differ depending on which profile is used. The buttons are grouped according to color:

Standard buttons: White background with borders

Workflow buttons: Solid background color

Warning buttons: Background in warning color, e.g. orange

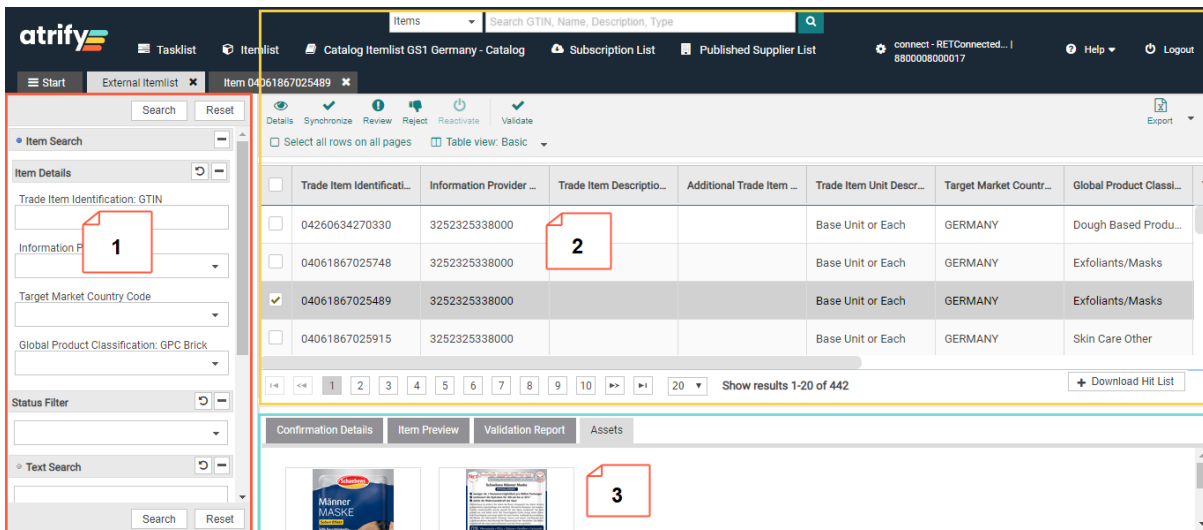


FIGURE 2: ITEM LIST (2) WITH SEARCH PANEL (1) AND INFORMATION PANEL (3)

Item Detail View

The details of the selected item can be opened via the Details Button or via DoubleClick on the selected Item. The item view provides the complete data structure of the item arranged in flex bars and tabs as well as overview of the hierarchy.

If digital assets are available for the selected item, they will be displayed in the info panel "Assets" on the righthand side. The product image can be opened with a double click.

The URL is displayed directly below the preview image and the name of the digital asset. By displaying the clickable URL, both the tracking of the digital asset and the further processing are simplified.

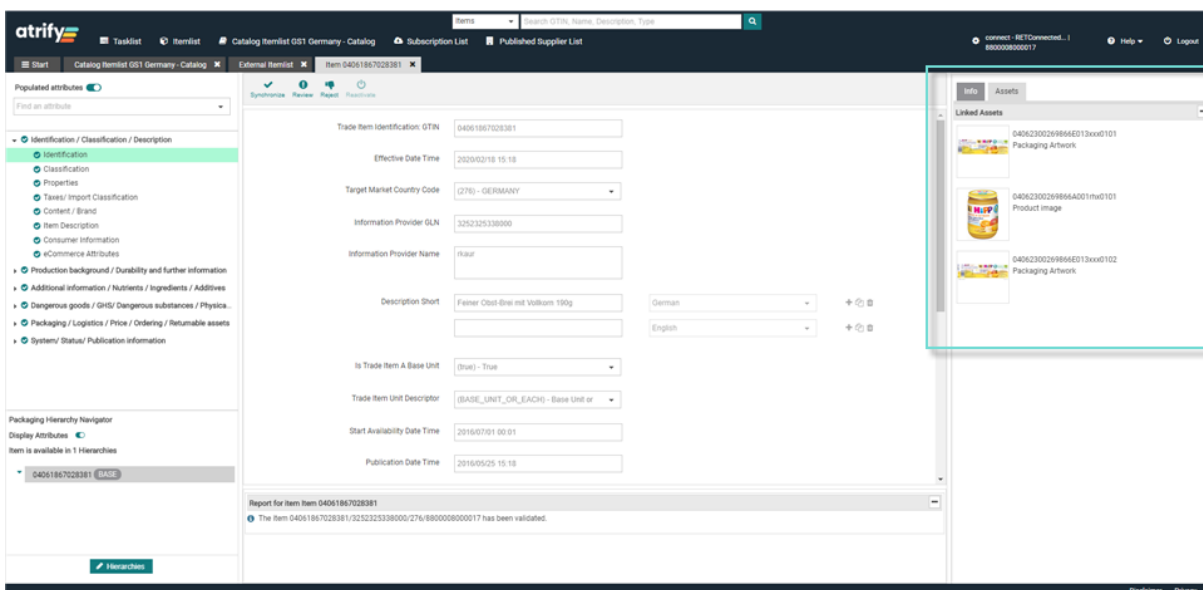


FIGURE 3: ITEM WITH LINKED ASSETS

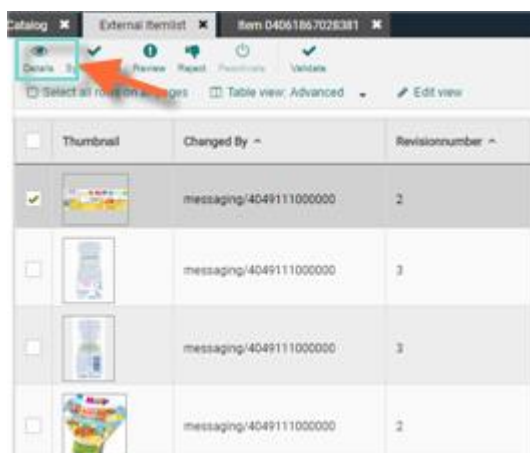


FIGURE 4: DETAILS BUTTON FOR THE ITEM VIEW

The item detail view is divided into five subareas:

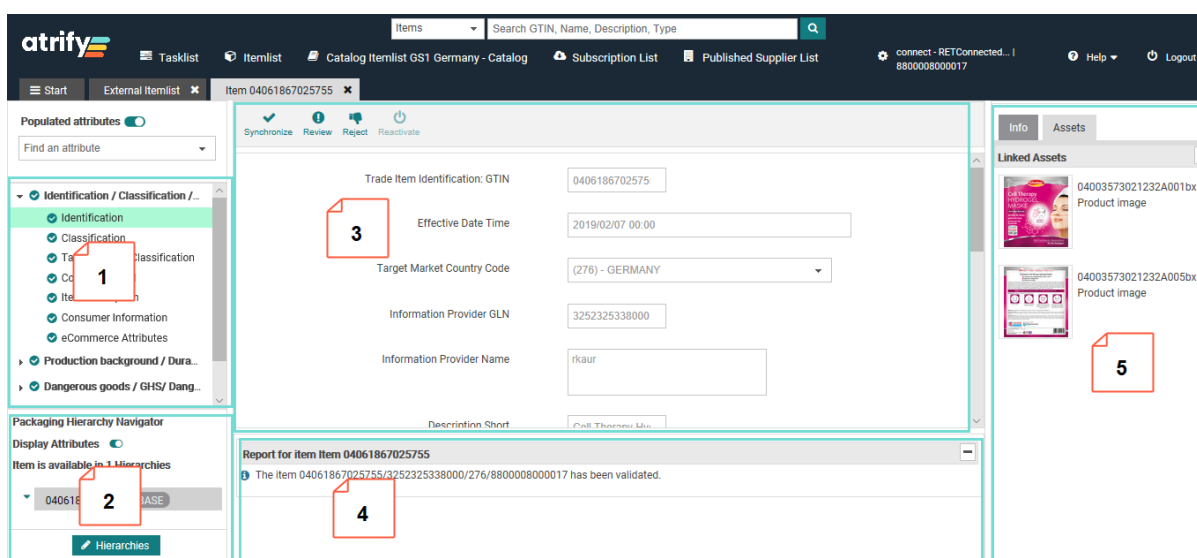


FIGURE 5: ITEM DETAIL VIEW

1. Hits: Tree navigation compiling properties of the selected item.
2. Hierarchy – GTIN’s above selected GTIN/ GTIN’s below selected GTIN. The hierarchy of the item will be displayed here. Categorizes the item in the hierarchy of packages.
3. Product Identification: In the details view in the center, you can see the attributes contained here to retrieve more information about the selected item
4. Report area
5. Information panel: linked Digital assets will be shown in this area as well as Data Quality score, and Item Information.

1WorldSync approval Main Menu

1WorldSync approval provides retailers a user interface where one can view and respond to supplier data as well as setup and manage subscriptions. The application can act as a firewall before item data is transferred into the retailer's system, ensuring data quality. Retailers can define a set of rules that can automatically check incoming data and respond automatically.

A retailer needs to have at least one subscription set up in the system for data to be visible in the UI. This does not happen automatically but needs to be actively set up by the retailer. 1WorldSync approval is not a user interface that automatically displays the complete data stored in a specific data pool.

Once a supplier publishes new or updated item data to a publication target the information is sent to the 1WorldSync approval as a CIN (Catalog Item Notification) Message.

When the data recipient accesses 1WorldSync approval the information about new or updated data is displayed on the Dashboard.

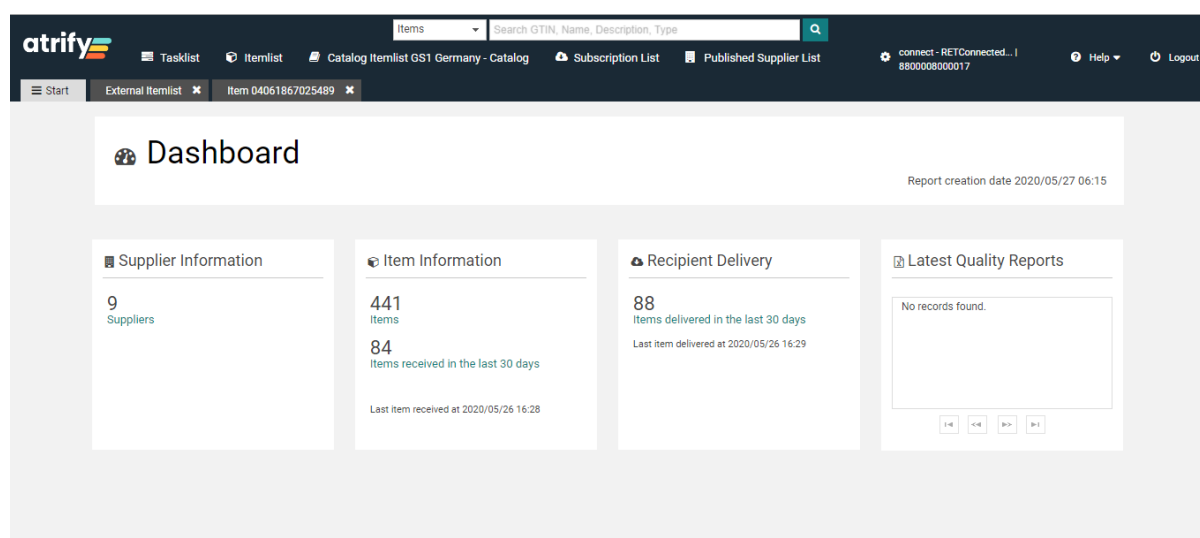


FIGURE 6: DASHBOARD

The retailer is now able to review the data in the task list and respond, validate, or decide that the data should be transferred or synchronized to their internal system.

External Item List

The 1WorldSync approval application acts as a data recipient for retailers. It consists of the external item list. The external item list contains trade items delivered to the retailer due to publication-subscription matches, that means the supplier has published the trade item to the retailer or to target market and the retailer has subscribed it. If the retailer

decides to synchronize trade items from the external item list after review, they are copied to the internal item list. The function to copy the items into the internal item list is available if the administrator enabled the enrichment option.

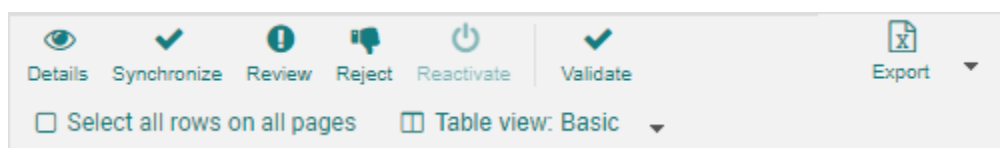


FIGURE 7: MENU BAR ITEM LIST

The external item list contains all item data that was delivered to you via 1WorldSync approval - irrespective of whether the data was synchronized and transferred into your internal item list or rejected. The transfer into the internal item list is available if the administrator enabled the enrichment option.

If a task has already been completed in the task list, you can perform status checks and process item data in the external item list. This also allows you to retroactively request a check for item data that has already been synchronized or you can continue to see, and process ignored item data in the task list.

In the external item list, you also have the option of re-activating the items that you rejected in the task list if, in the future, you would like to be notified about any updates to these items.

The Validate-Option is only available if the user has the role „Retailer-Editor“. The validation result is displayed in the validation report.

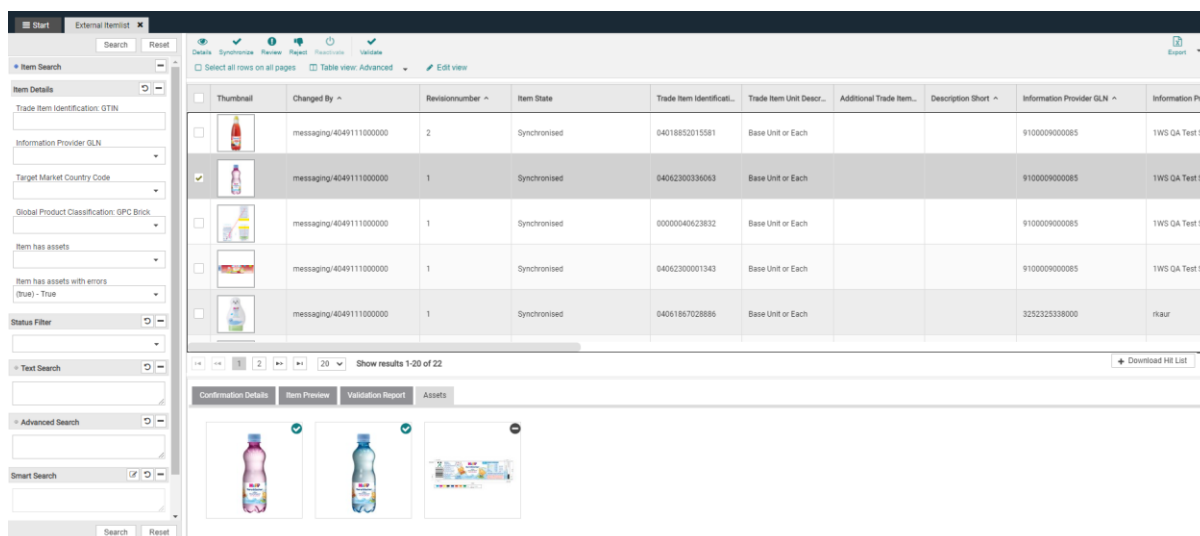
Digital Assets in 1WorldSync approval

Digital assets from the CIN are displayed in the External Item List as well as the Catalog Item List.

References to digital assets are supplied with the CIN and displayed in 1WorldSync approval in the object lists and in the detailed view.

The Digital Asset is stored in an external *Media object cloud*. The reference is sent to the receiver within the CIN message. Images are displayed regardless of whether they are stored in-house, or the URL refers to image databases of suppliers.

A trade item may have attached several Digital Assets.



Thumbnail	Changed By	Revisionnumber	Item State	Trade Item Identificati...	Trade Item Unit Descr...	Additional Trade Item...	Description Short	Information Provider GLN	Information Prov
	messaging/4049111000000	2	Synchronised	0401885201581	Base Unit or Each			9100009000085	1WS GA Test
	messaging/4049111000000	1	Synchronised	04062300339063	Base Unit or Each			9100009000085	1WS GA Test
	messaging/4049111000000	1	Synchronised	00000040623832	Base Unit or Each			9100009000085	1WS GA Test
	messaging/4049111000000	1	Synchronised	04062300001343	Base Unit or Each			9100009000085	1WS GA Test
	messaging/4049111000000	1	Synchronised	04061867028886	Base Unit or Each			3252325338000	rikur

FIGURE 8: EXTERNAL ITEM LIST WITH DIGITAL ASSETS

In the case the trade item has been published to at least one receiver or is part of a published hierarchy, the trade item data will be sent to the data pool as well and synchronized with the retailers having subscribed to the trade item.

The Meta data and the URL of the released digital asset revision will be included in the submitted CIN. Common photo formats and PDFs can be viewed directly. Other formats can be downloaded.

Validation of Digital Assets

Not only the product information itself, but also additional item information such as product images are validated.

The main objective is to improve the quality of product images in the target markets (initially target markets AT and DE). This feature allows retailers and member organizations to provide feedback to suppliers about the quality (based on the quality guidelines in the community) of the provided images, thereby improving the quality of the product data step by step.

Validation is performed for all digital assets that have been uploaded using the Digital Asset Management solution and have the referenced file type code PRODUCT_IMAGE.

Filter items with assets or with incorrect assets using the search function in the search panel on the left side of the screen.

FIGURE 9: SEARCH ITEMS WITH DIGITAL ATTACHMENT

Mark the item in the item list and click the function  Validate.

Thumbnail	Change By	Revisionnumber	Item State	Trade Item Identificat...	Trade Item Unit Descr...	Additional Trade Item...	Description Short
	messaging/404911000000	2	Synchronised	04061867028343	Base Unit or Each		
	messaging/404911000000	2	Synchronised	04061867028305	Base Unit or Each		
	messaging/404911000000	2	Synchronised	04061867028329	Base Unit or Each		

FIGURE 10: ITEMLIST: TRIGGER THE VALIDATE-FUNCTION

Confirm the item validation:

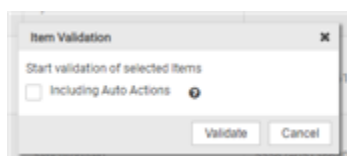


FIGURE 11: ITEMLIST: CONFIRM THE VALIDATE-FUNCTION

Validation results are generated when items are imported into 1WorldSync approval - the validation results are cached for each image.

The validation results are shown in the UI as follows:

- Green check: asset is valid according to community rules (no warnings)
- Red exclamation mark: asset is invalid according to community rules (warnings) or cannot be validated (e.g. because of timeout)
- Grey mark at the asset: asset was not validated because it is out of scope (e.g. no PRODUCT_IMAGE)
- Mouse over shows results

If the images do not meet the quality criteria, "warnings" are immediately sent via CIC.

Download Items

From the item list, you have the option of exporting the item data into an Excel file or a PDF file.

History of Changes

Date	Section	change
14.09.2020	Digital assets in 1WorldSync approval, p. 8	Digital assets are also visible and available in Catalog Item Lists updated figures
26.11.2020	Digital Assets in 1WorldSync approval, p.8	Updated figure External item list
08.12.2020	Validation of Digital Assets, p. 9	Added section
22.01.2021	Item Detail View, p. 5	Added clickable URL below Thumbnail in the Detail View.
16.02.2021		Added disclaimer
01.08.2022	Disclaimer	Adjustment: Lars Schickner replaced by Moritz Hoffmann as responsible for content, Ulrich Blanke removed as GF due to retirement as of 31.07.2022
13.04.2023	Version 1.7	Published 20.05.2023
Version 2.0 valid from 01.07.2024		
		Rebranding 1WorldSync